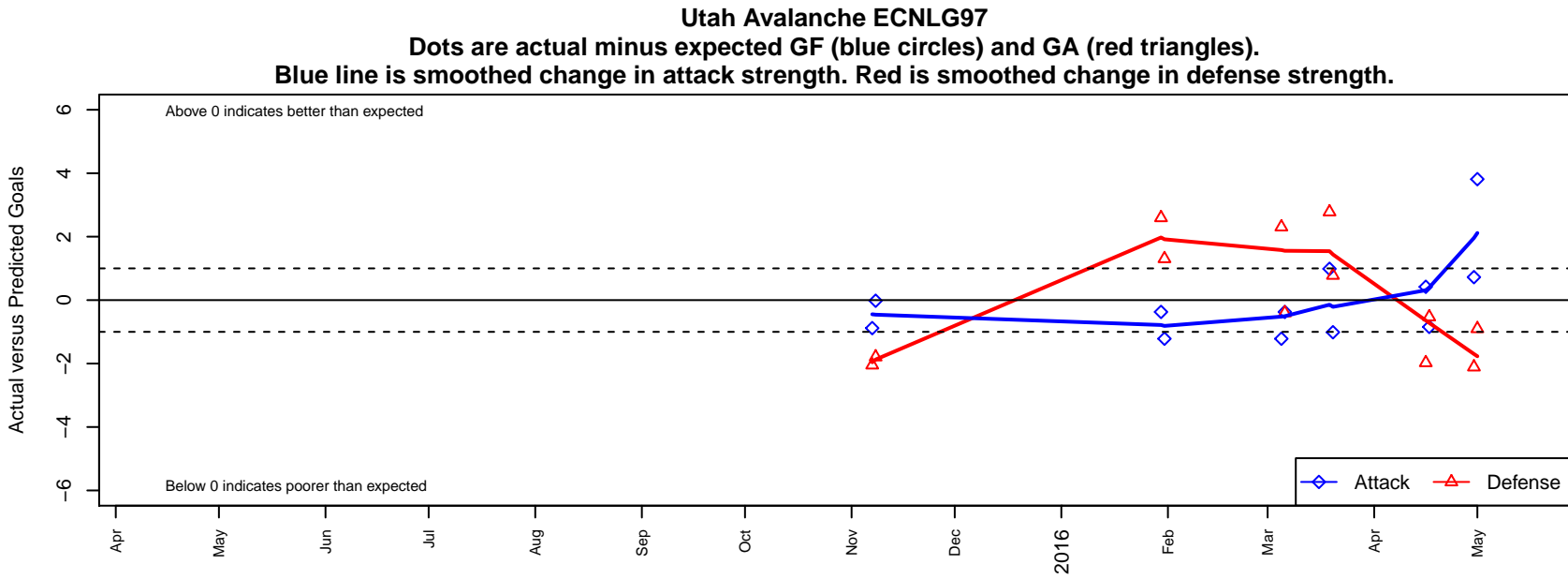


Utah Avalanche ECNLG97

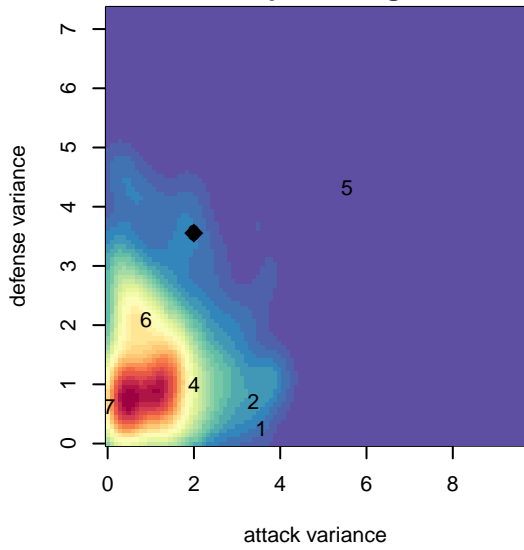
, UT
G97 total strength=1747
attack=54.92 defense=12.89
fall league = ECNL U18

alt names used:
Utah Avalanche ECNL U18

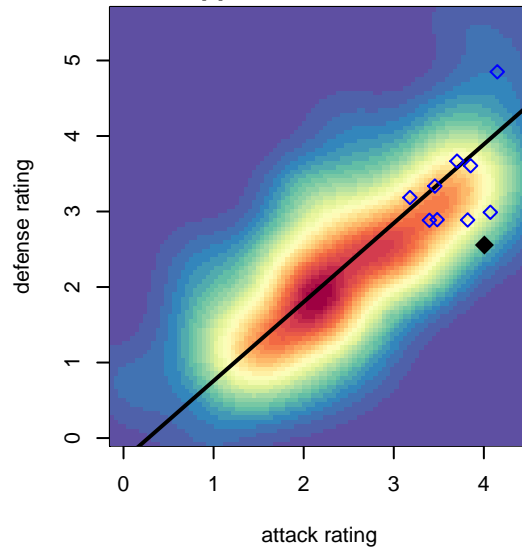
Venues played:
2015 ECNL U18



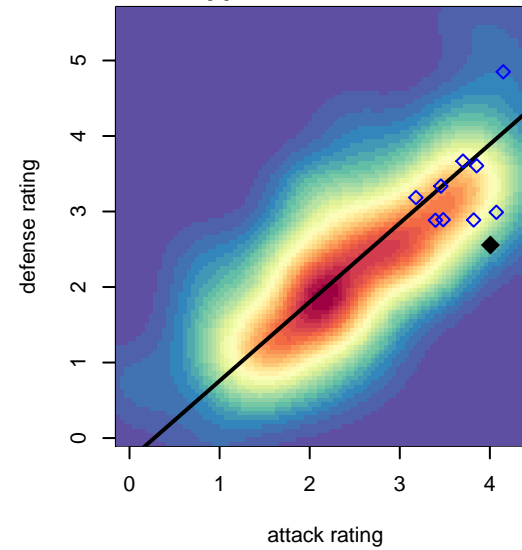
**attack and defense variance (black dot)
relative to other teams
and top 10 in region**



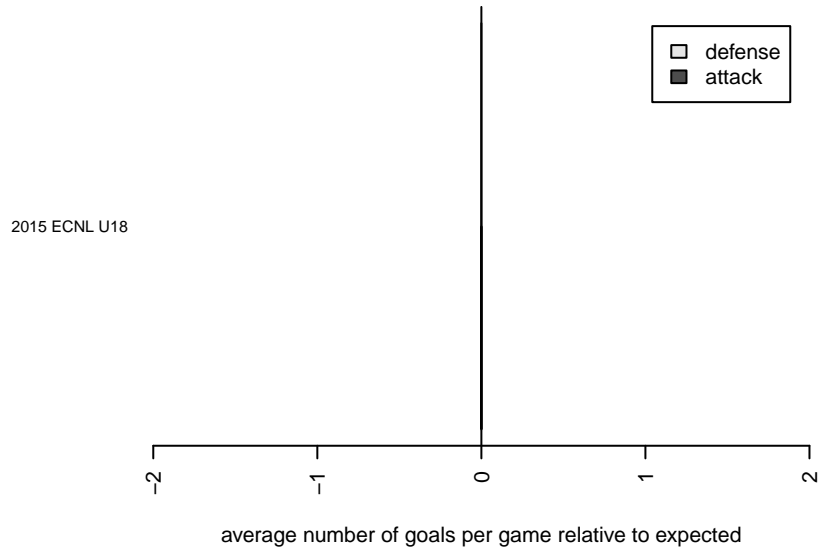
**attack and defense rating
relative to others at age
and all opponents in last 13 months**



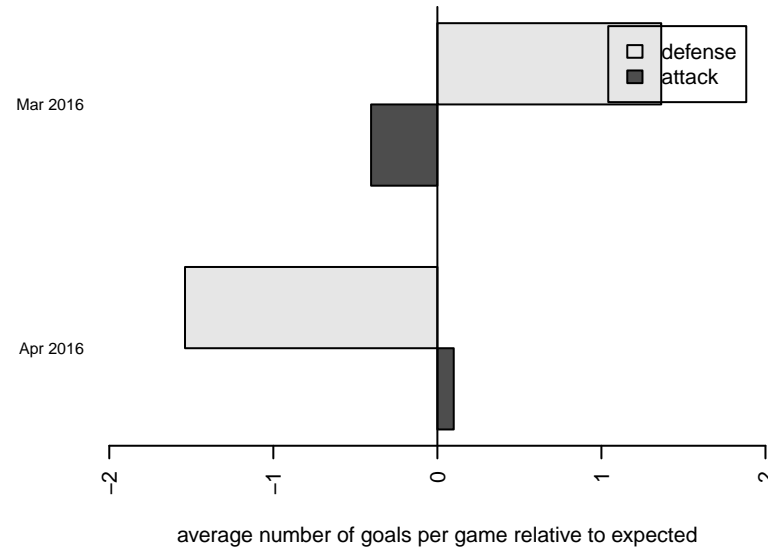
**attack and defense rating
relative to others at age
and all opponents in last 13 months**



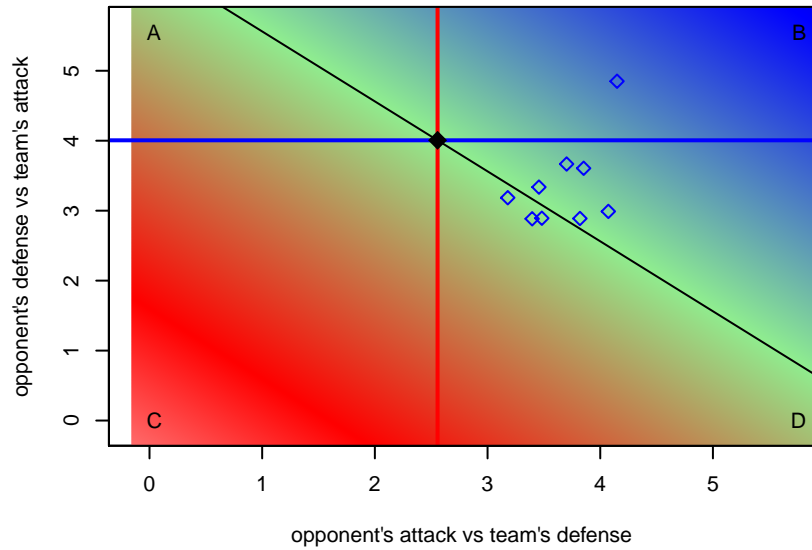
Performance relative to 13 month average



Performance relative to 13 month average



Distribution of opponents
 Red = Lose zone, Blue = Win zone, Green = Even
 Black line separates win/lose zones



lot. A=Neither has attack advantage, B=Opponent has both attack and defense advantage, C=Opponent has both attack and defense disadvantage, D=Both have

date	home		away		venue	pred.home	pred.away
2016-05-01	Utah Avalanche ECNLG97	6	San Juan SC Spirits 98 ECNL G97	3	2015 ECNL U18	2.19	2.10
2016-04-30	Utah Avalanche ECNLG97	2	Santa Rosa United ECNL G97	6	2015 ECNL U18	1.28	3.89
2016-04-17	Crossfire OR United ECNL G97	3	Utah Avalanche ECNLG97	1	2015 ECNL U18	2.47	1.84
2016-04-16	FC Portland ECNL G97	6	Utah Avalanche ECNLG97	3	2015 ECNL U18	4.03	2.58
2016-03-20	Utah Avalanche ECNLG97	2	FC Nova ECNL G97	2	2015 ECNL U18	3.01	2.78
2016-03-19	FC Nova ECNL G97	0	Utah Avalanche ECNLG97	4	2015 ECNL U18	2.78	3.01
2016-03-06	Utah Avalanche ECNLG97	0	Crossfire Premier ECNL G97	5	2015 ECNL U18	0.37	4.60
2016-03-05	Utah Avalanche ECNLG97	0	WPFC A ENCL G97	1	2015 ECNL U18	1.22	3.30
2016-01-31	WPFC A ENCL G97	2	Utah Avalanche ECNLG97	0	2015 ECNL U18	3.30	1.22
2016-01-30	Crossfire Premier ECNL G97	2	Utah Avalanche ECNLG97	0	2015 ECNL U18	4.60	0.37
2015-11-08	Colorado Rush ECNL G97	5	Utah Avalanche ECNLG97	3	2015 ECNL U18	3.21	3.02
2015-11-07	Colorado Storm ECNL G97	4	Utah Avalanche ECNLG97	1	2015 ECNL U18	1.95	1.88